

We believe that everyone should enjoy the ride, that's why we are suspending and fining people who break our code of conduct. Learn more at www.itsmarta.com/RideWithRespect.


143

Windward Park & Ride

Effective Date:

8/17/2019

Rail Stations Served:
North Springs Station



En Español
marta

www.itsmarta.com

Safety Tips For Riding MARTA

- Wait at the bus stop.** You can only board and get off the bus at designated MARTA bus stops.
- Please allow passengers to exit the bus before you board.** For safety purposes, customers using mobility devices should board last.
- Do not cross in front of a MARTA bus at a bus stop.** Wait until the bus leaves the stop, and then cross carefully looking both ways. ALWAYS use the crosswalks.
- Do not distract bus operators by engaging them in unnecessary conversation when the bus is in motion.** The U.S. Department of Transportation is leading the effort to end distracted driving. Distracted driving is a serious, life-threatening practice.
- Protect your property.** When using an electronic device, avoid sitting or standing near doors on rail cars and buses.

For additional safety tips, visit our web site at www.itsmarta.com.

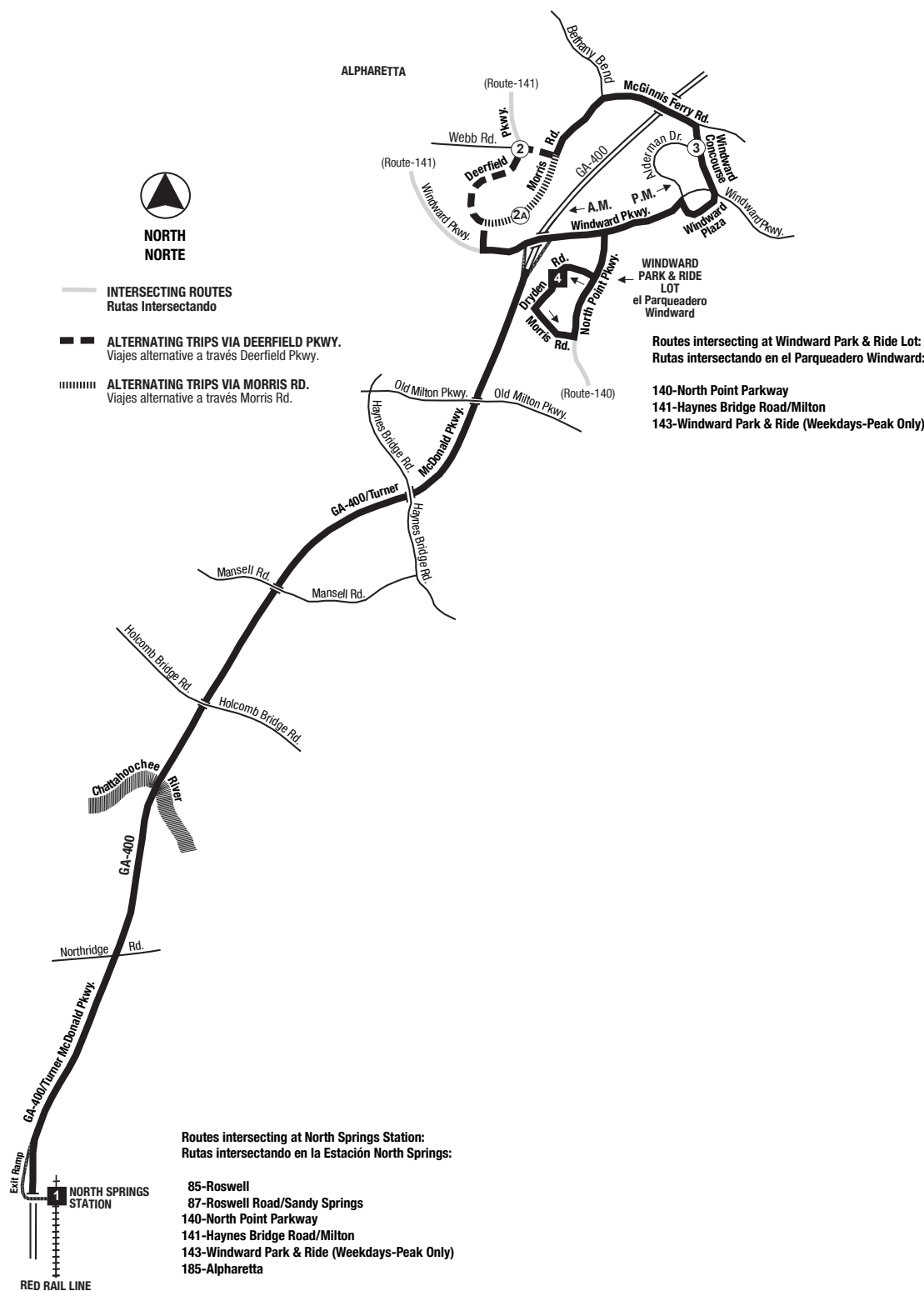
Remember Safety First ...Ride Safe

Sugerencias de seguridad en autobuses

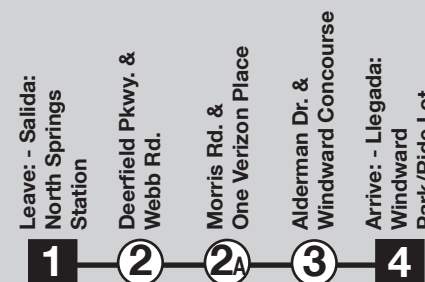
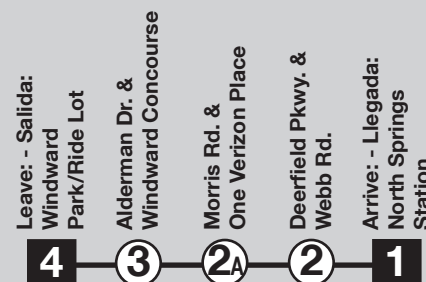
- Espere en la parada de autobús.** Solo puede abordar o bajarse del autobús en las paradas de autobuses de MARTA.
- Antes de abordar, permita que los pasajeros se bajen primero.** Por razones de seguridad, los clientes que utilizan dispositivos de movilidad deben abordar al último.
- No cruce en frente de un autobús de MARTA en una parada de autobuses.** Espere hasta que el autobús haya dejado la parada y luego cruce con cuidado, fijándose en ambas direcciones. Use SIEMPRE el paso de peatones.
- No distraiga al operador del autobús con conversaciones innecesarias cuando el autobús esté en movimiento.** El Departamento de Transporte de EE. UU. está intentando ponerle fin al hábito de conducir distraído. Conducir estando distraído es una práctica que pone la vida en peligro.
- Proteja sus pertenencias.** Cuando utilice un dispositivo electrónico, evite sentarse o estar de pie junto a las puertas de los vagones y autobuses.

Para consejos adicionales de seguridad, visite nuestro sitio web en www.itsmarta.com.

Recuerde que la seguridad es primero ...Viaje seguro



Times given for each bus trip from beginning to end of route. Read down for times at specific locations.
Horarios para cada viaje de autobús desde el principio hasta el fin del trayecto. Lea los horarios para localidades específicas de arriba hacia abajo.



SOUTHBOUND - DIRECCION SUR

5:18	--	--	--	5:45
5:33	--	--	--	6:00
5:43	--	--	--	6:10
5:53	--	--	--	6:20
6:03	--	--	--	6:30
6:13	--	--	--	6:40
6:23	--	--	--	6:50
6:28	--	--	--	7:00
6:38	--	--	--	7:10
6:48	--	--	--	7:20
6:58	--	--	--	7:30
7:08	--	--	--	7:40
7:18	--	--	--	7:50
7:29	--	--	--	8:00
7:39	--	--	--	8:10
7:49	--	--	--	8:20
7:59	--	--	--	8:30
8:09	--	--	--	8:40
8:19	--	--	--	8:50
8:31	--	--	--	9:00
8:41	--	--	--	9:10
8:51	--	--	--	9:20
9:01	--	--	--	9:30
9:11	--	--	--	9:40
9:21	--	--	--	9:50
9:31	--	--	--	10:00
9:41	--	--	--	10:10

NORTHBOUND - DIRECCION NORTE

5:45	--	6:03	6:09	6:19
6:05	6:28	--	6:33	6:43
6:25	--	6:47	6:53	7:03
6:45	7:08	--	7:13	7:23
6:55	--	7:17	7:23	7:33
7:05	7:28	--	7:33	7:43
7:15	--	7:37	7:43	7:53
7:25	7:48	--	7:53	8:03
7:35	--	7:57	8:03	8:13
7:45	8:08	--	8:13	8:23
7:55	--	8:17	8:23	8:33
8:05	8:28	--	8:33	8:43
8:15	--	8:37	8:43	8:53
8:25	8:48	--	8:53	9:03
8:35	--	8:57	9:03	9:12
8:45	9:08	--	9:13	9:22
8:55	--	9:17	9:23	9:32
9:05	9:27	--	9:32	9:41
9:15	--	9:36	9:42	9:51

No Midday Service

No hay servicio medio día

2:05	--	--	--	2:27
2:20	--	--	--	2:42
2:35	--	--	--	2:57
2:50	--	--	--	3:12
3:05	--	--	--	3:29
3:15	--	--	--	3:39
3:25	--	--	--	3:49
3:35	--	--	--	3:59
3:45	--	--	--	4:09
3:55	--	--	--	4:19
4:05	--	--	--	4:34
4:15	--	--	--	4:44
4:25	--	--	--	4:54
4:35	--	--	--	5:04
4:45	--	--	--	5:14
4:55	--	--	--	5:24
5:05	--	--	--	5:36
5:15	--	--	--	5:46
5:25	--	--	--	5:56
5:35	--	--	--	6:06
5:45	--	--	--	6:16
5:55	--	--	--	6:26
6:05	--	--	--	6:34
6:15	--	--	--	6:44
6:25	--	--	--	6:54
6:35	--	--	--	7:04
6:45	--	--	--	7:14
7:05	--	--	--	7:26

No Midday Service

No hay servicio medio día

2:42	2:52	--	2:59	3:20
2:49	3:00	3:10	--	3:30
2:59	3:10	--	3:19	3:40
3:09	3:20	3:30	--	3:50
3:19	3:30	--	3:39	4:00
3:29	3:40	3:50	--	4:10
3:39	3:50	--	3:59	4:20
3:49	4:00	4:10	--	4:30
3:59	4:10	--	4:19	4:40
4:09	4:20	4:30	--	4:50
4:19	4:30	--	4:39	5:00
4:29	4:40	4:50	--	5:10
4:39	4:50	--	4:59	5:20
4:49	5:00	5:10	--	5:30
4:59	5:10	--	5:19	5:40
5:09	5:20	5:30	--	5:50
5:19	5:30	--	5:39	6:00
5:29	5:40	5:50	--	6:10
5:39	5:50	--	5:59	6:20
5:49	6:00	6:10	--	6:30
5:59	6:10	--	6:19	6:40
6:09	6:20	6:30	--	6:50
6:19	6:30	--	6:39	7:00
6:29	6:40	6:50	--	7:10
6:39	6:50	--	6:59	7:20
6:52	7:02	7:10	--	7:30
7:12	7:22	--	7:29	7:50

All trips are Lift Equipped.
Tenemos levante motorizado en todos los autobuses.
P.M. times are shown in Bold - Tiempo P.M. está en letras negritas.

HOW TO USE THIS MARTA TIMETABLE

- To follow a bus trip you read across the page.
- Listed times are for certain points along the bus routes.
- Locate your stop on the map.
- Estimate the number of minutes it will take the bus to get from the nearest Time Point to your stop.
- A blank time point means a bus does not pass by that point on that particular trip.
- Note: All schedules vary with weather and traffic. Be at the bus stop a few minutes early to allow for errors in estimating.**

TIME POINT SYMBOLS AND THEIR MEANING (ON TIMETABLE)

- Time point for the beginning or ending of the route.
- Time point for regular inbound and outbound service.
- Time point for certain locations which are sometimes the ending point of a trip, and other times a regular time point.

FARES

- Cash Fare (one-way).....\$2.50
- Reduced Fare Program (one-way).....\$1.00
Elderly, Disabled or Medicare

TRANSFERS

- Transfers are only available on a Breeze Card and are automatically loaded when you tap to board a bus or exit a rail station.
- If you pay with cash you will need to load your fare onto a Breeze Card to receive your transfer.
- Transfers cannot be used for round-trip travel.
- You are allowed 4 transfers within a 3-hour period.

For more information, call: 404-848-5000 - TTY: 404-848-5665.
For information regarding scheduling, service alerts, and more, go to www.itsmarta.com. For formats, free of charge, in accordance with the ADA and Limited English Proficiency regulations contact 404-848-4037.

"The Metropolitan Atlanta Rapid Transit Authority complies with all federal and state regulations and does not discriminate on the basis of race, color, or national origin in its programs, services and activities. Complaints, or inquiries regarding compliance, may be directed to the Office of Diversity and Equal Opportunity at 2424 Piedmont Road, NE, Atlanta, Georgia 30324 or 404-848-5240."

Metropolitan Atlanta Rapid Transit Authority cumple con todos los reglamentos federales y no discrimina por raza, color o nacionalidad en sus programas, beneficios, servicios o actividades. Las quejas o preguntas relacionadas con el cumplimiento del Título VI se pueden dirigir por escrito a la Oficina de diversidad e igualdad de oportunidades (Office of Diversity and Equal Opportunity), 2424 Piedmont Road, NE, Atlanta, Georgia 30324 o al 404-848-5240.